

KNOW YOUR RISK GET PREPARED STAY INFORMED



STORM SMART



CONTENTS

01 KNOW YOUR RISK ▶

02 GET PREPARED ▶

PREPARE YOUR PROPERTY ▶

PACK AN EMERGENCY KIT ▶

OUR STORM PLAN ▶

03 STAY INFORMED ▶


EMERGENCY CONTACT NUMBERS ▶



01

KNOW YOUR RISK

Disclaimer: The information contained in this brochure is provided by the Department of Fire and Emergency Services (DFES) voluntarily as a public service. This brochure has been prepared in good faith and is derived from sources believed to be reliable and accurate at the time of publication. Nevertheless, the reliability and accuracy of the information cannot be guaranteed and DFES expressly disclaims any liability for any act or omission done or not done in reliance on the information and for any consequences, whether direct or indirect, arising from such act or omission. This brochure is intended to be a guide only and readers should obtain their own independent advice and make their own necessary inquiries.



Storms can occur any time of year.
In Western Australia, storms occur more frequently between May and October.

Storms can be extremely dangerous and cause widespread damage and destruction. They can even cause injury or loss of life.


Damaging winds, flash floods, lightning and hail cause damage to homes, cars and the environment and disrupt essential services like electricity, water and gas.



◀

02 GET PREPARED





Storm damage to homes and property is usually caused by loose and broken roof materials, fallen trees and branches and flooding from blocked gutters and downpipes.


Preparing your family and property for storms is your responsibility. Make it a priority between March and May and get your home ready inside and out.



PREPARE YOUR PROPERTY


Minimise the amount of damage to your property:

- Check your roof and gutters and fix any damage. Remove any loose material, including broken or missing tiles.
- Clear gutters and downpipes of leaves and blockages.
- Trim branches near your home and clear trees from powerlines.
- Put away or tie down any loose material from your yard, balcony or patio, such as outdoor furniture or trampolines.
- Check your home and contents insurance is up to date.



It's important to prepare your home and family for storms because they can be extremely dangerous. Storms can cause injury or loss of life.





Get to know your neighbours.
They may need help or they could
help you in an emergency

When a storm is forecast

- Secure or remove any loose objects around your property. Loose items can be potential deadly missiles during a storm.
- Ensure your pets and animals are in a safe sheltered place.
- If you are away from home, contact family, friends or neighbours to check your home is secure.
- Move your vehicles under cover, not under trees.
- Remove your boats and other vessels from the water. Ensure all loose items are securely stowed and store them in a safe, sheltered place.
- If it's too late to remove your boats or other vessels from the water, close all hatches and ports, stow loose items securely and check that mooring lines are secure.
- Do not go boating, camping, fishing, swimming or surfing.



During a storm

- If you are sheltering in your home during a storm, close your curtains and blinds and stay away from windows.
- If there is lightning, unplug electrical appliances and do not use landline telephones.
- If there is flooding, use sandbags to prevent further flooding.
- If you are outdoors, find safe shelter away from trees, powerlines, metal objects, storm water drains, rivers and streams.
- If driving, slow down, turn your lights on and keep a safe distance from other drivers. If you cannot see, pull over and park in a safe location with your hazard lights on until the storm clears. If you see water over the road, stop and assess the situation. It's ok to turn away.





After the storm

- Check your home and property for damage. Stack any loose material such as branches and debris away from water meters, valves and telephone lines.
- Keep away from fallen powerlines. If you see fallen powerlines, contact Western Power on 131 351.
- Keep children away from flooded drains, rivers, streams and waterways.
- Check on friends and neighbours to see if they need help.
- If you need to drive, avoid gravel roads as surfaces will be slippery and muddy, and vehicles could become bogged.

PACK AN EMERGENCY KIT

Pack an emergency kit using a waterproof container and include the following:



- A waterproof bag containing important documents like passports, ID, insurance documents and prescriptions



- Portable battery operated AM/FM radio



- Waterproof torch

- New, spare batteries

- First aid kit with manual

- Medications, toiletries and sanitary supplies

- Special requirements for infants, elderly, injured and disabled people

- Mobile phone and charger



- Cash and bank cards

- Emergency contact numbers



- Spare house and car keys

- Combination pocket knife



- Drinking water

- Canned food – enough for three days



- A can opener, cooking gear and eating utensils

- Water container for storing washing and cooking water

- A copy of this brochure including your storm plan




If you live in an area that is prone to flooding and may need to relocate, add in the following items:

- Change of clothing and shoes
- Pillows, sleeping bags and blankets
- Camping stove or gas burner
- Books, toys and games for children

It's important that everyone in your household knows where the emergency kit is kept.






OUR STORM PLAN

Make a storm plan with your family. When a storm happens suddenly there won't be time to think. Everyone in the household needs to know what to do.

This storm plan is for:
(list all household members)

Where do we turn off our supplies?
(Electricity, Gas, Water)



When will we put this plan into action?

Who will be responsible for turning off these supplies and when?



Where is our emergency kit kept?

What is our plan for our pets and other animals?



What outdoor items do we need to put away and secure? How will we secure them?

If we need to leave for a safer place, where will we go?

Who will be responsible to secure items and put outdoor items away?

Items we need to take – remember your Emergency Kit:



If you have pets and animals, you need to decide what you will do with them during a storm. Will they be sheltered in the home or will you take them with you if you relocate? Don't forget to pack extra food, water and bedding for them in your Emergency Kit.



03

STAY INFORMED



ABC Radio – frequency:

Emergency WA website:
emergency.wa.gov.au

On the DFES Facebook page
facebook.com/dfeswa

On the DFES Twitter feed
twitter.com/dfes_wa

Bureau of Meteorology Land
Weather and Flood Warnings:
1300 659 213

Weather and cyclone forecasts:
bom.gov.au

Road conditions (Main Roads):
138 138

DFES Public Information line:
13 DFES (13 3337)

EMERGENCY CONTACT NUMBERS



Police, Fire, Ambulance (for life threatening emergencies): **000**

State Emergency Service (SES) assistance: **132 500**

Local GP / Doctors surgery

Local shire / council

Hospital

Neighbour

Out of area family contact

School

Work numbers

Insurance company

WHEN SHOULD I CALL SES?

Is anyone trapped
or injured?

Yes

Call **Triple Zero
(000)**

No

Is your roof
leaking
heavily
or badly
damaged?

Is your house
flooded or
beginning to
flood?

Has a large
tree fallen on
your house or
driveway?

Are you
trapped in
your house
due to storm
damage?

Is your house
badly
damaged and
in need of
temporary
repairs that
you cannot fix
yourself?

No

Yes

Contact your
insurance company,
a private contractor
or repair it yourself
if it's safe.

For non life threatening emergency help

Call the SES on 132 500

Your call will be logged.

You will receive a reference number.

Your local SES will attend as soon as possible.



Government of Western Australia
Department of Fire and Emergency Services

A Head Office – Emergency Services Complex
20 Stockton Bend, Cockburn Central WA 6164

T (08) 9395 9300

F (08) 9395 9384

E dfes@dfes.wa.gov.au Website: dfes.wa.gov.au